

Blaenau Gwent Primary Schools – Blended Learning Survey – February 2021 (Follow-up)

Context

- This additional survey was circulated to all primary schools on behalf of the LA
- The questions focused on a qualitative response to the following questions on Blended and Distance Learning within each school.

Questions

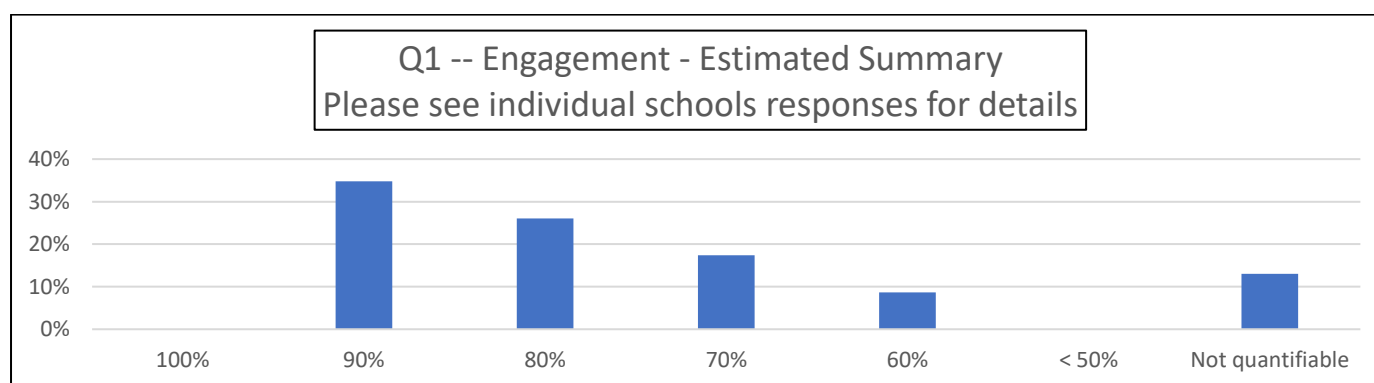
1. How would you describe the current level of engagement with the distance and blended learning offer in your school?
2. What strategies have proved successful in engaging those hard to reach?
3. Where pupils can't access learning on line, what provision has been made?
4. What strategies have proved successful in providing face to face wellbeing check-ins with all learners?
5. Within the current context, what approaches have you used to evaluate current provision?
6. Have you identified concerns re workload on staff? If so, what have you been able to do to alleviate these?
7. What is the general feedback from parents? Have there been any particular compliments or concerns?
8. Since September, please identify an example of an area of particular good practice in your school.
9. When engaging with PL, which activities / approaches have been especially effective?
10. Would the school benefit from any bespoke support? - in which area?
11. What do you envisage are the major challenges for your school in regard to full return?

Responses

- Full responses to each question have been shared with both the LA and Principal Challenge Adviser in an accompanying sortable and searchable Excel Spreadsheet.
- For selected questions it has been possible to provide a quantitative summary, using estimation in some cases and for others counts of references. Where this is possible this is included below

Q1 - Engagement

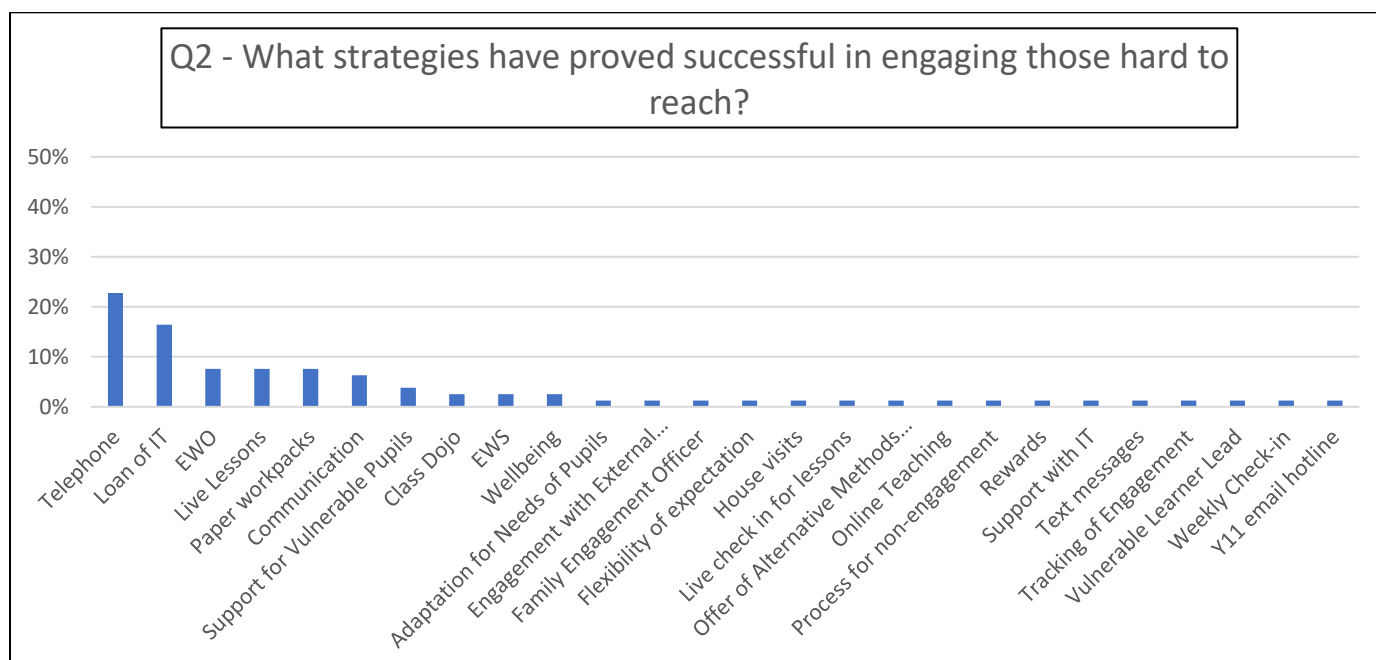
Engagement (Summarised by school and quantified by EAS)	Number of Schools	Percentage Schools
100%	0	0%
90%	8	35%
80%	6	26%
70%	4	17%
60%	2	9%
< 50%	0	0%
Not quantifiable	3	13%
	23	100%



Q2 – Strategies

Strategies	No. of mentions	% of mentions
Telephone	18	22.8%
Loan of IT	13	16.5%
EWO	6	7.6%
Live Lessons	6	7.6%
Paper workpacks	6	7.6%
Communication	5	6.3%
Support for Vulnerable Pupils	3	3.8%
Class Dojo	2	2.5%
EWS	2	2.5%
Wellbeing	2	2.5%

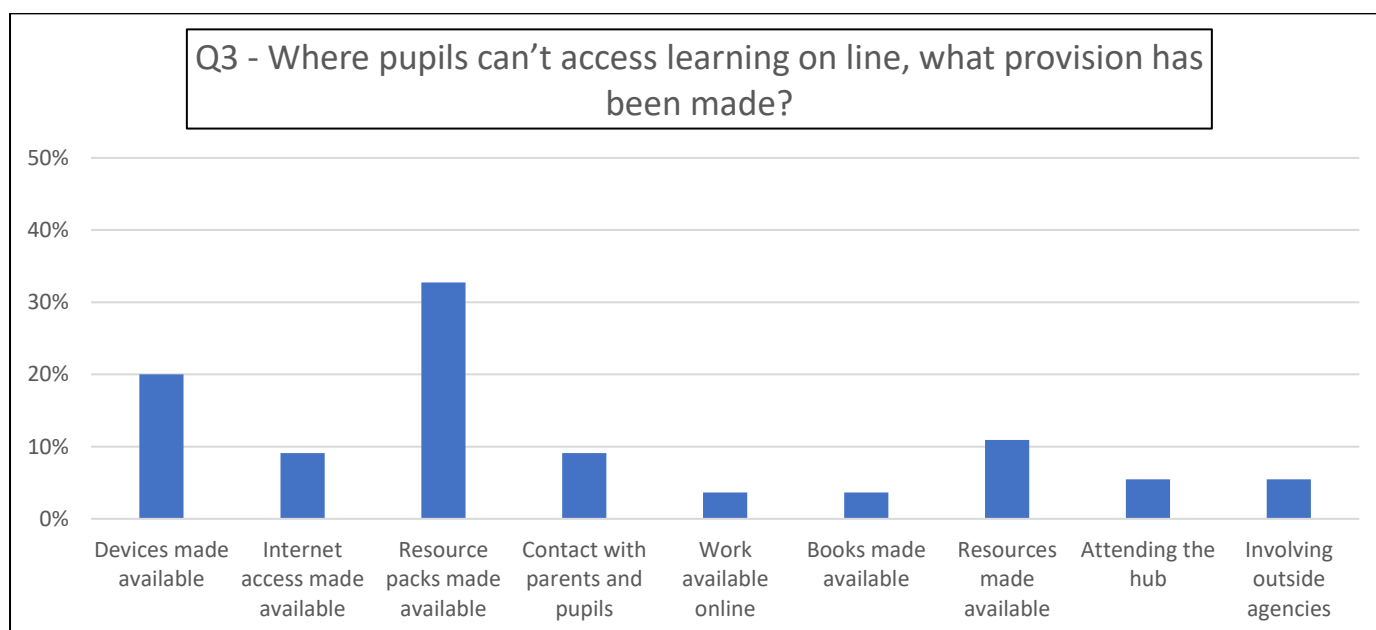
Adaptation for Needs of Pupils	1	1.3%
Engagement with External Agencies	1	1.3%
Family Engagement Officer	1	1.3%
Flexibility of expectation	1	1.3%
House visits	1	1.3%
Live check in for lessons	1	1.3%
Offer of Alternative Methods of Engaging	1	1.3%
Online Teaching	1	1.3%
Process for non-engagement	1	1.3%
Rewards	1	1.3%
Support with IT	1	1.3%
Text messages	1	1.3%
Tracking of Engagement	1	1.3%
Vulnerable Learner Lead	1	1.3%
Weekly Check-in	1	1.3%
Y11 email hotline	1	1.3%
	79	100.0%



Q 3 – Provision

Provision	No. of mentions	% of mentions
Devices made available	11	20.0%

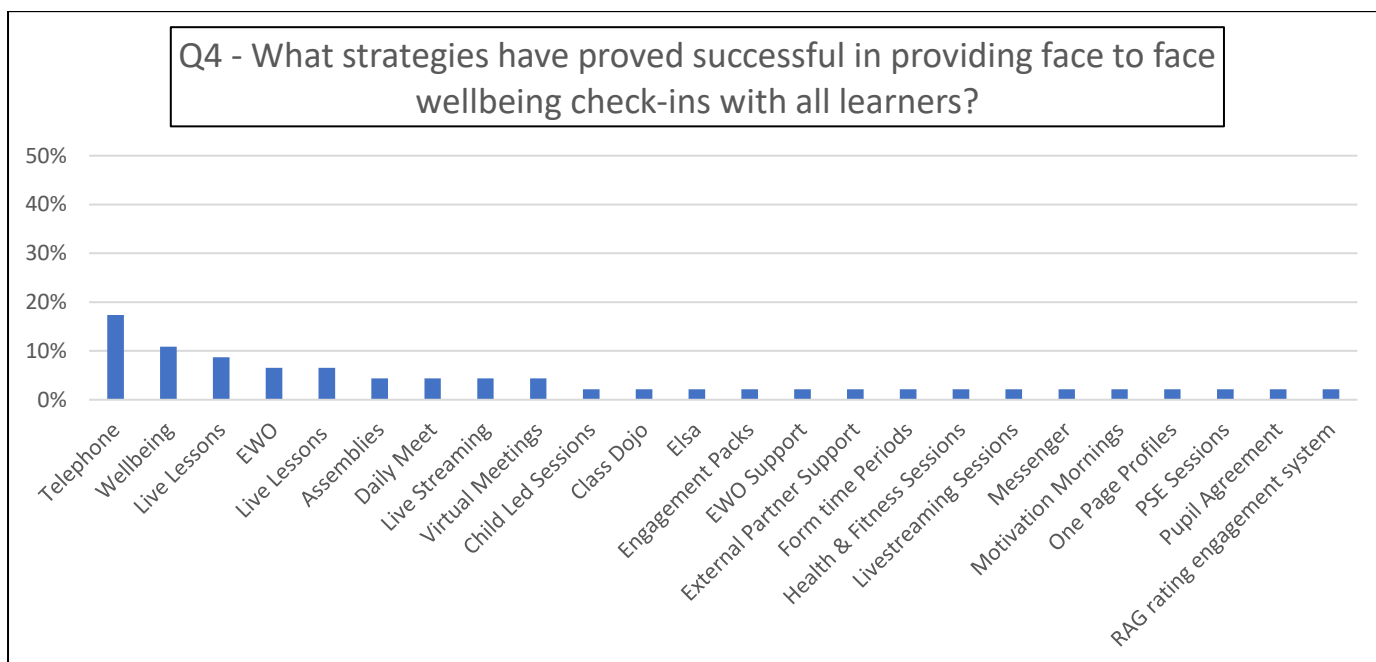
Internet access made available	5	9.1%
Resource packs made available	18	32.7%
Contact with parents and pupils	5	9.1%
Work available online	2	3.6%
Books made available	2	3.6%
Resources made available	6	10.9%
Attending the hub	3	5.5%
Involving outside agencies	3	5.5%
	55	100.0%



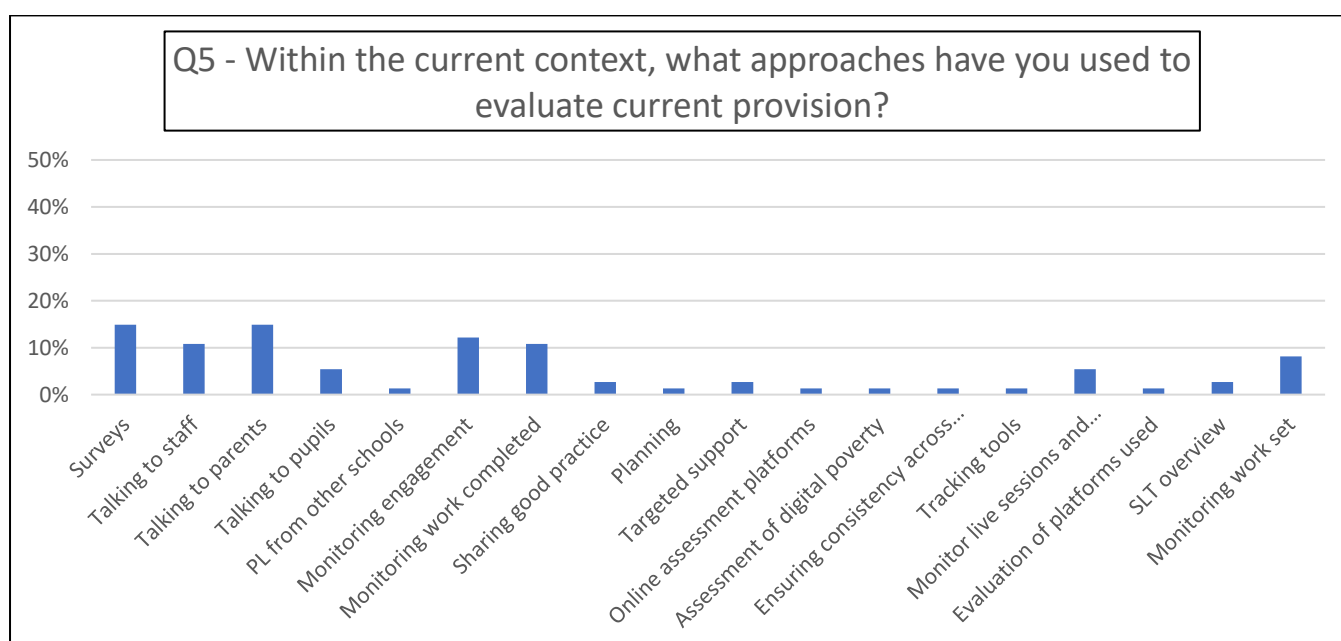
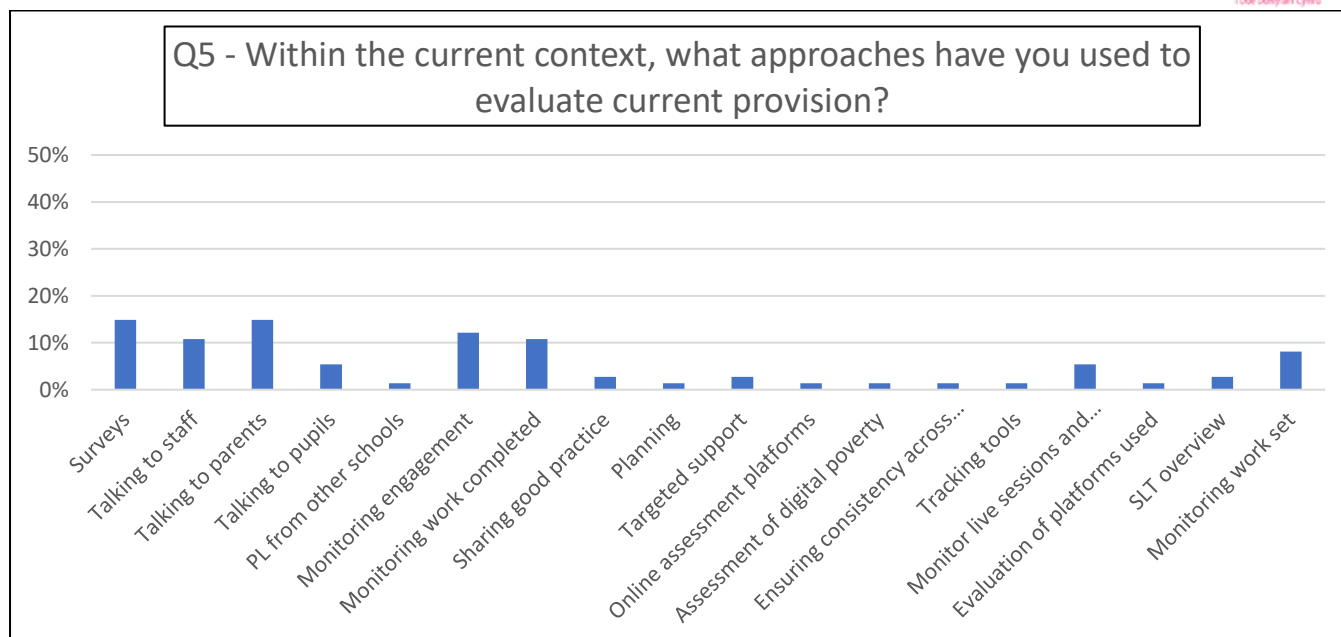
Q4 – Strategies for wellbeing

Strategies	No. of mentions	% of mentions
Telephone	8	17.4%
Wellbeing	5	10.9%
Live Lessons	4	8.7%
EWO	3	6.5%
Live Lessons	3	6.5%
Assemblies	2	4.3%
Daily Meet	2	4.3%
Live Streaming	2	4.3%
Virtual Meetings	2	4.3%
Child Led Sessions	1	2.2%
Class Dojo	1	2.2%
Elsa	1	2.2%
Engagement Packs	1	2.2%

EWO Support	1	2.2%
External Partner Support	1	2.2%
Form time Periods	1	2.2%
Health & Fitness Sessions	1	2.2%
Livestreaming Sessions	1	2.2%
Messenger	1	2.2%
Motivation Mornings	1	2.2%
One Page Profiles	1	2.2%
PSE Sessions	1	2.2%
Pupil Agreement	1	2.2%
RAG rating engagement system	1	2.2%
Referral to EWO in no contact	1	2.2%
SAP sessions	1	2.2%
Thrive	1	2.2%
Virtual Check-ins	1	2.2%
Welfare Sessions	1	2.2%
Wellbeing Check-ins	1	2.2%
Wellbeing Hub	1	2.2%
Wellbeing Sessions	1	2.2%
Wellbeing Wednesday	1	2.2%
	46	100.0%

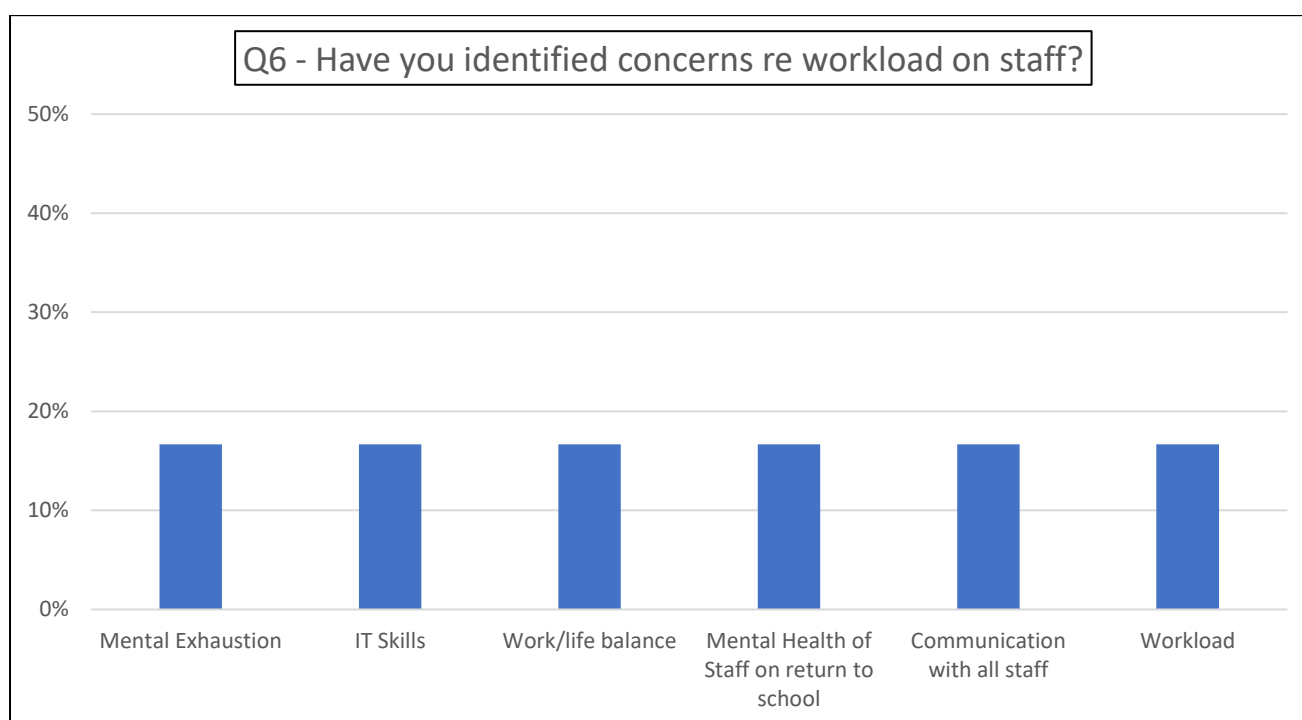


Q5 – Approaches to evaluation



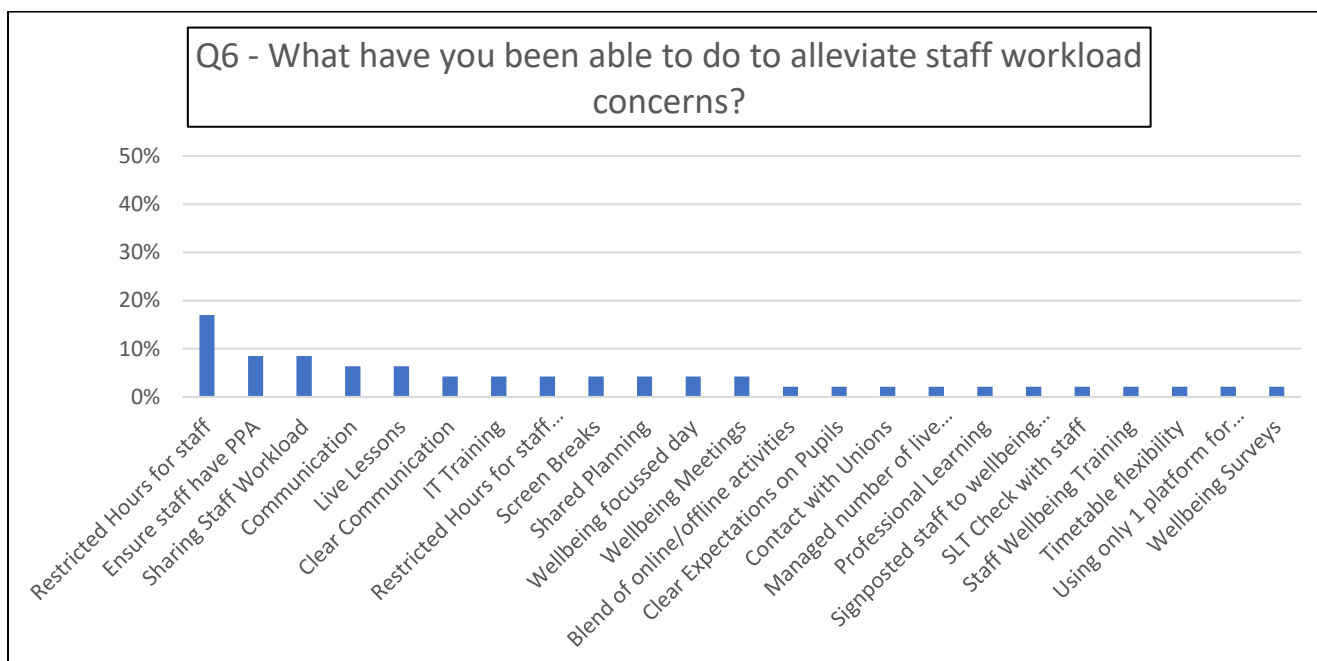
Q6 – Workload Concerns and Solutions

Workload Concerns	No. of mentions	% of mentions
Mental Exhaustion	1	16.7%
IT Skills	1	16.7%
Work/life balance	1	16.7%
Mental Health of Staff on return to school	1	16.7%
Communication with all staff	1	16.7%
Workload	1	16.7%
	6	100.0%



Workload Solutions	No. of mentions	% of mentions
Restricted Hours for staff	8	17.0%
Ensure staff have PPA	4	8.5%
Sharing Staff Workload	4	8.5%
Communication	3	6.4%
Live Lessons	3	6.4%
Clear Communication	2	4.3%
IT Training	2	4.3%
Restricted Hours for staff outside school hours	2	4.3%
Screen Breaks	2	4.3%
Shared Planning	2	4.3%
Wellbeing focussed day	2	4.3%
Wellbeing Meetings	2	4.3%
Blend of online/offline activities	1	2.1%
Clear Expectations on Pupils	1	2.1%
Contact with Unions	1	2.1%
Managed number of live lessons per day	1	2.1%
Professional Learning	1	2.1%
Signposted staff to wellbeing resources	1	2.1%
SLT Check with staff	1	2.1%
Staff Wellbeing Training	1	2.1%

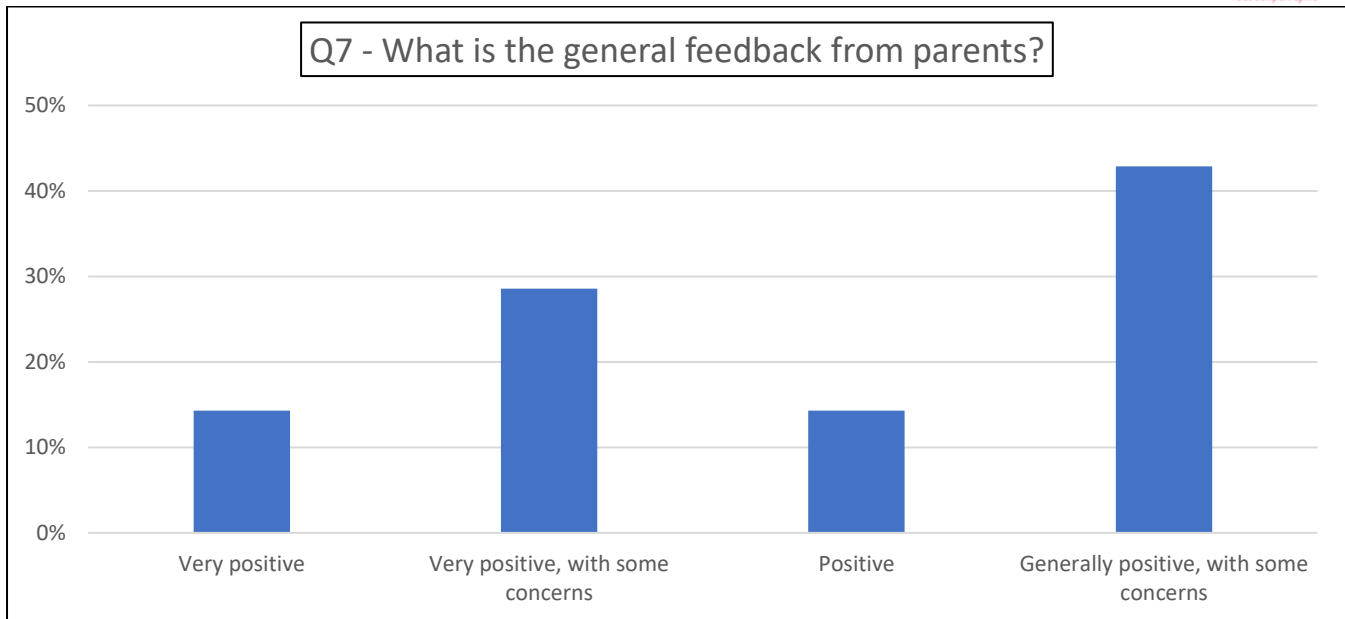
Timetable flexibility	1	2.1%
Using only 1 platform for classes	1	2.1%
Wellbeing Surveys	1	2.1%
	47	100.0%



Q7 – Feedback

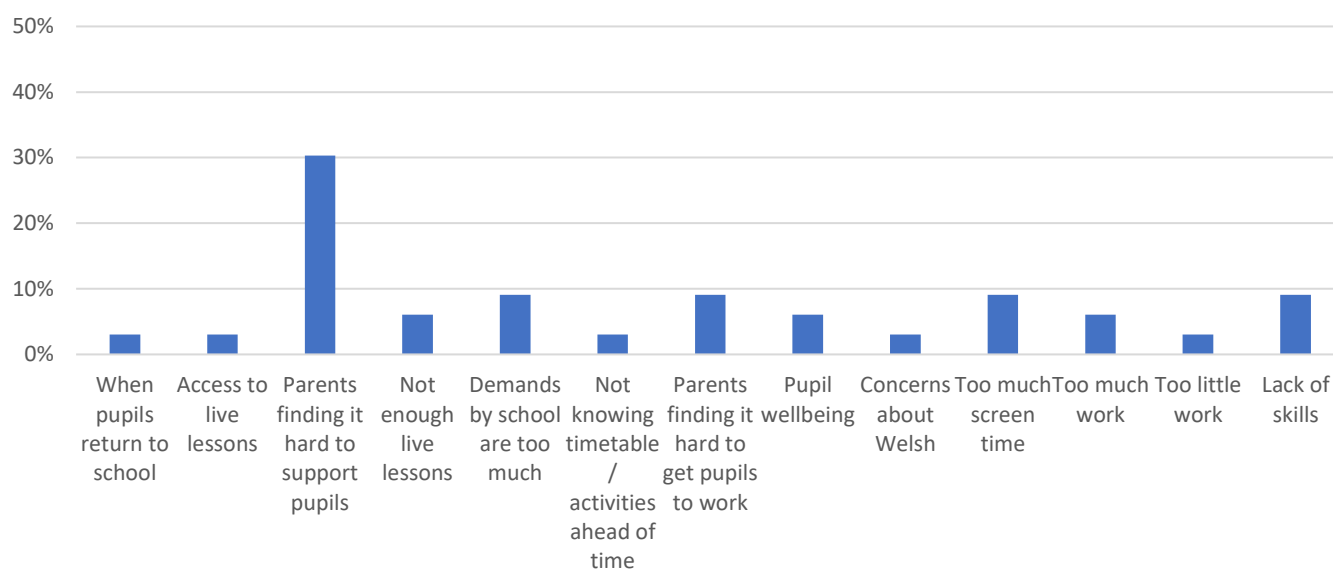
Q7 - Feedback	No. of mentions	% of mentions
Very positive	1	14.3%
Very positive, with some concerns	2	28.6%
Positive	1	14.3%
Generally positive, with some concerns	3	42.9%
	7	100.0%

Of the concerns listed:	No. of mentions	% of mentions
When pupils return to school	1	5.9%
Parents finding it hard to support pupils	6	35.3%
Demands by school for work engagement	1	5.9%
Parents finding it hard to get pupils to work	2	11.8%
Pupil wellbeing	1	5.9%
Concerns about Welsh	1	5.9%
Too much screen time	1	5.9%
Too much work	1	5.9%
Too little work	1	5.9%
Parents lack of skills	2	11.8%
	17	100.0%

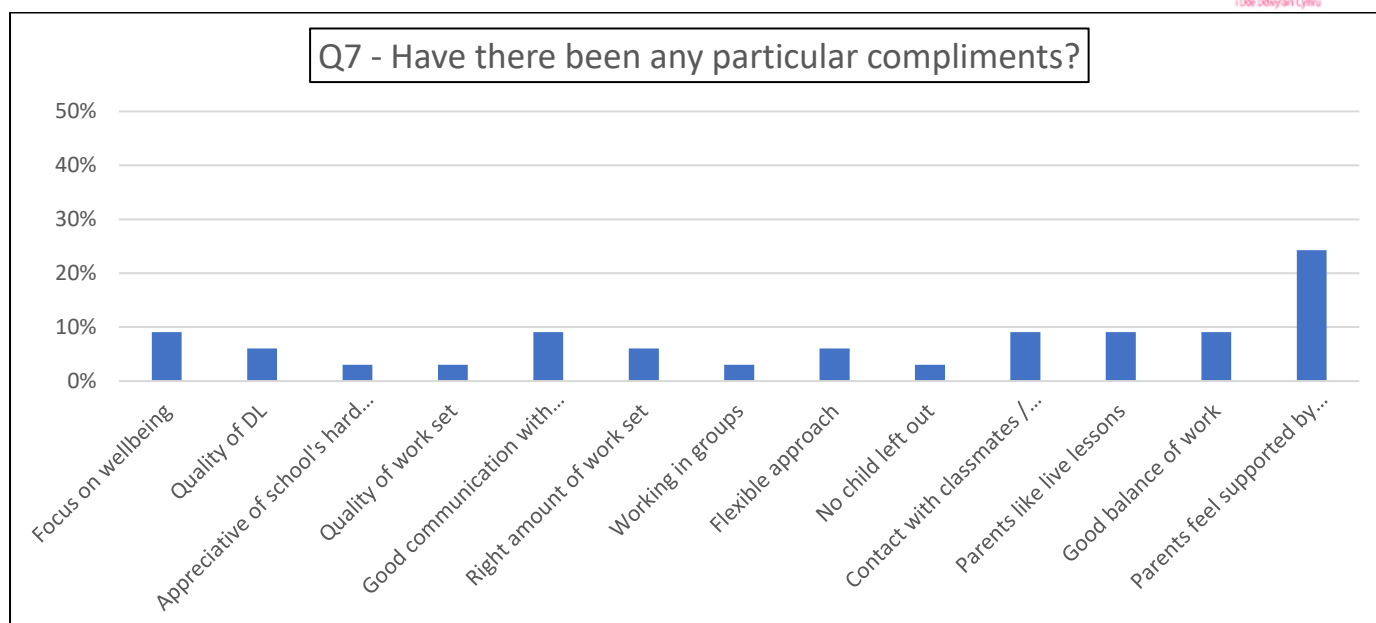


Of the concerns listed:	No. of mentions	% of mentions
When pupils return to school	1	3.0%
Access to live lessons	1	3.0%
Parents finding it hard to support pupils	10	30.3%
Not enough live lessons	2	6.1%
Demands by school are too much	3	9.1%
Not knowing timetable / activities ahead of time	1	3.0%
Parents finding it hard to get pupils to work	3	9.1%
Pupil wellbeing	2	6.1%
Concerns about Welsh	1	3.0%
Too much screen time	3	9.1%
Too much work	2	6.1%
Too little work	1	3.0%
Lack of skills	3	9.1%
	33	100.0%

Q7 - Have there been any particular concerns?



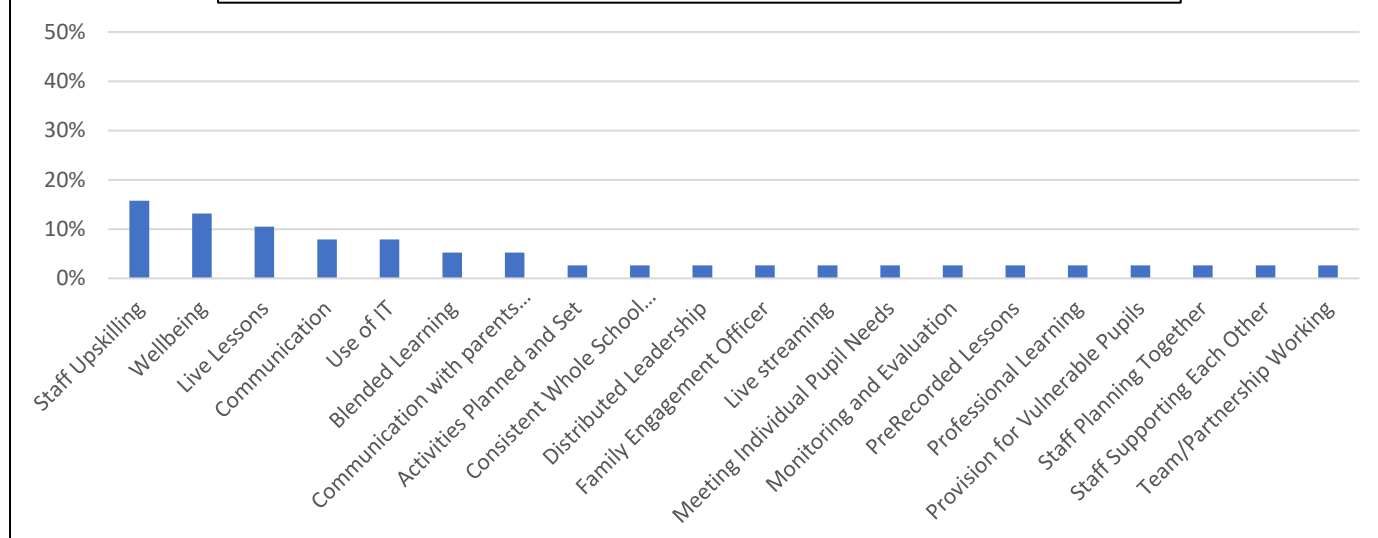
Of the compliments listed:	No. of mentions	% of mentions
Focus on wellbeing	3	9.1%
Quality of DL	2	6.1%
Appreciative of school's hard work	1	3.0%
Quality of work set	1	3.0%
Good communication with parents / pupils	3	9.1%
Right amount of work set	2	6.1%
Working in groups	1	3.0%
Flexible approach	2	6.1%
No child left out	1	3.0%
Contact with classmates / teacher	3	9.1%
Parents like live lessons	3	9.1%
Good balance of work	3	9.1%
Parents feel supported by school	8	24.2%
	33	100.0%



Q8 – Examples of Good Practice

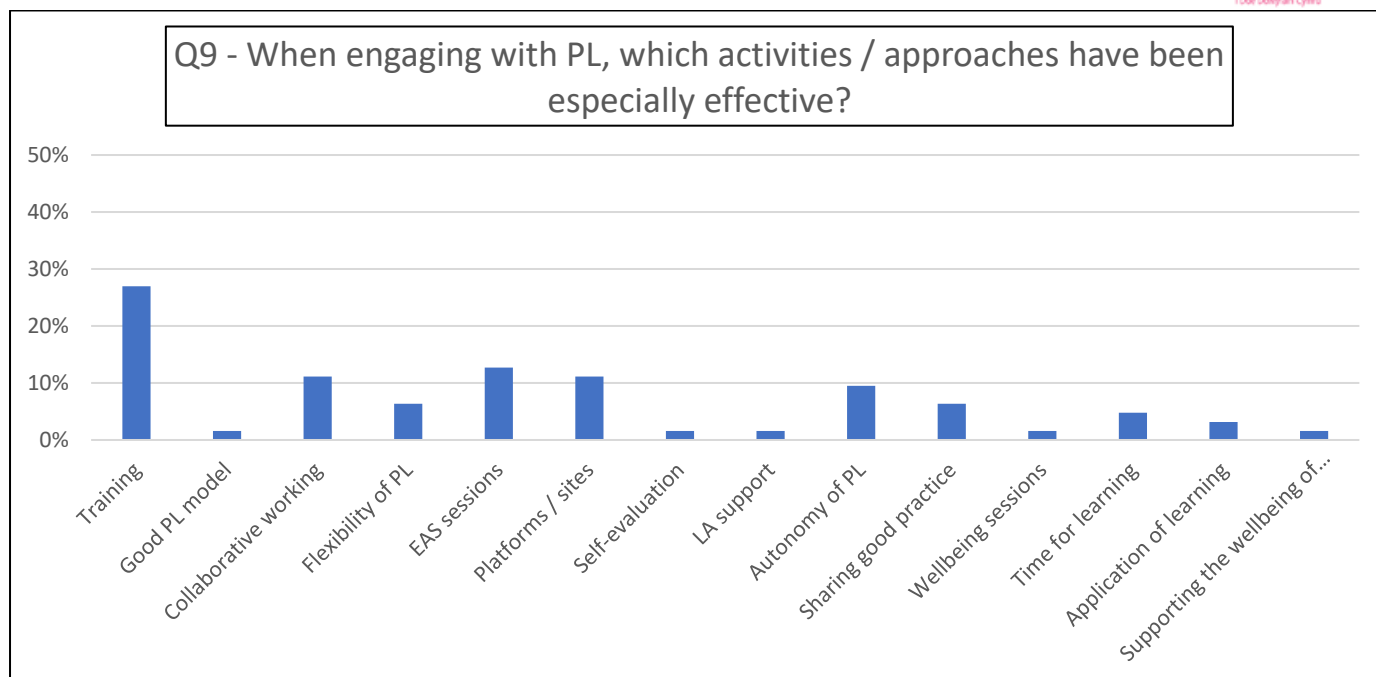
Examples of Good Practice	No. of mentions	% of mentions
Staff Upskilling	6	15.8%
Wellbeing	5	13.2%
Live Lessons	4	10.5%
Communication	3	7.9%
Use of IT	3	7.9%
Blended Learning	2	5.3%
Communication with parents and stakehodlers	2	5.3%
Activities Planned and Set	1	2.6%
Consistent Whole School Approach	1	2.6%
Distributed Leadership	1	2.6%
Family Engagement Officer	1	2.6%
Live streaming	1	2.6%
Meeting Individual Pupil Needs	1	2.6%
Monitoring and Evaluation	1	2.6%
PreRecorded Lessons	1	2.6%
Professional Learning	1	2.6%
Provision for Vulnerable Pupils	1	2.6%
Staff Planning Together	1	2.6%
Staff Supporting Each Other	1	2.6%
Team/Partnership Working	1	2.6%
	38	100.0%

Q8 - Since September, please identify an example of an area of particular good practice in your school.



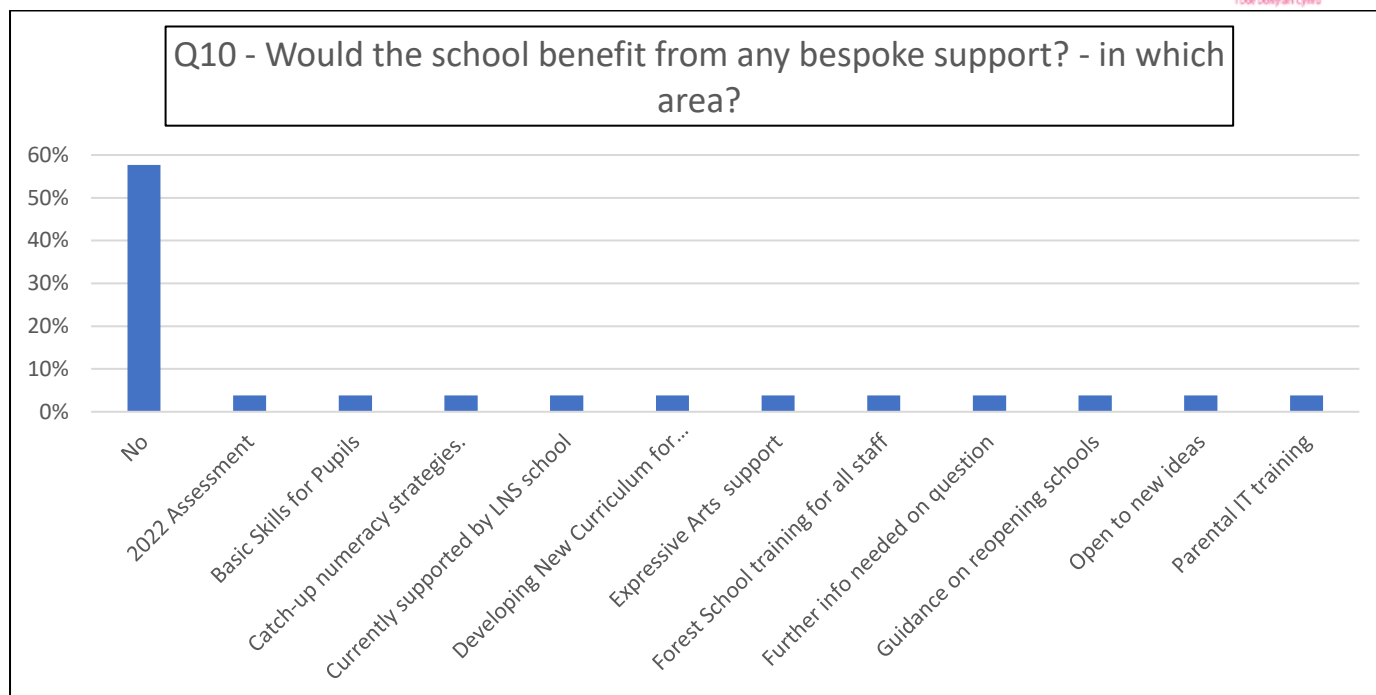
Q9 – What’s been effective?

Q9 - What’s been effective?	No. of mentions	% of mentions
Training	17	27.0%
Good PL model	1	1.6%
Collaborative working	7	11.1%
Flexibility of PL	4	6.3%
EAS sessions	8	12.7%
Platforms / sites	7	11.1%
Self-evaluation	1	1.6%
LA support	1	1.6%
Autonomy of PL	6	9.5%
Sharing good practice	4	6.3%
Wellbeing sessions	1	1.6%
Time for learning	3	4.8%
Application of learning	2	3.2%
Supporting the wellbeing of pupils	1	1.6%
	63	100.0%



Q10 – Support Needed

Type of Support	No. of mentions	% of mentions
No	15	57.7%
2022 Assessment	1	3.8%
Basic Skills for Pupils	1	3.8%
Catch-up numeracy strategies.	1	3.8%
Currently supported by LNS school	1	3.8%
Developing New Curriculum for Wales	1	3.8%
Expressive Arts support	1	3.8%
Forest School training for all staff	1	3.8%
Further info needed on question	1	3.8%
Guidance on reopening schools	1	3.8%
Open to new ideas	1	3.8%
Parental IT training	1	3.8%
	26	100.0%



Q11 – Major challenges to full return

Q11 - Major challenges to full return	No. of mentions	% of mentions
Staff numbers	5	7.8%
School organisation	1	1.6%
Disruption to learning	1	1.6%
Safety	10	15.6%
Preparing for the new curriculum	1	1.6%
Distance learning	3	4.7%
Guidance	3	4.7%
Wellbeing	15	23.4%
Attendance	5	7.8%
Pupil skills	8	12.5%
Transition back into school routine	2	3.1%
Class size	2	3.1%
Evaluating pupils' abilities	1	1.6%
Funding	1	1.6%
Stamina	2	3.1%
Expectations of progress	1	1.6%
Catch-up provision	3	4.7%
	64	100.0%

Q11 - What do you envisage are the major challenges for your school in regard to full return?

